

Cantor Fitzgerald Equity Opportunity Fund



Class A (ATGAX)

Annual Shareholder Report - September 30, 2025

Fund Overview

This annual shareholder report contains important information about Cantor Fitzgerald Equity Opportunity Fund for the period of January 1, 2025 to September 30, 2025. You can find additional information about the Fund at <https://equityopportunityfund.cantorassetmanagement.com/>. You can also request this information by contacting us at (833) 764-2266. **This report describes changes to the Fund that occurred during the reporting period.**

What were the Fund's costs for the last year?

(based on a hypothetical \$10,000 investment)

Class Name	Costs of a \$10,000 investment	Costs paid as a percentage of a \$10,000 investment
Class A	\$116	1.42%*

* Annualized

How did the Fund perform during the reporting period?

The Cantor Fitzgerald Equity Opportunity Fund, Class A Shares, returned 18.67%, net of fees for the nine months to end the fiscal year on September 30, 2025, outpacing the MSCI USA Mid Cap Index return of 8.62%.

The Fund's holdings in the Communication Services and Materials sectors were the most significant contributors to positive relative performance, while its positioning in Health Care and Information Technology (IT) sectors were lagging.

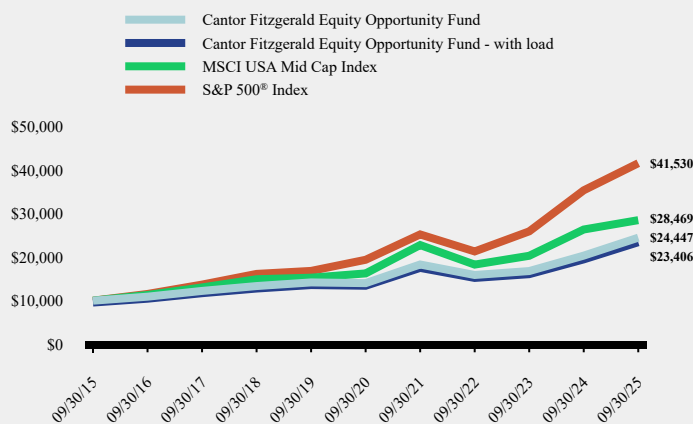
The Fund's two holdings in the Communication Services sector were both strong contributors to performance for the nine-month period. Roblox (+140.4%), a platform for 3-D content development, saw surging bookings and growth in daily active users. Take-Two Interactive (+39.8%), an interactive gaming and entertainment solutions company, saw positive reaction to the upcoming schedule of game releases. In the Materials sector, gold and minerals mining company Barrick Mining (+112.2%) was the top contributor.

On the negative side, in Health Care, life sciences company Illumina (-42.3%) delivered solid earnings but suggested caution regarding government funding going forward. Pharmaceutical sales and data services provider IQVIA (-30.5%) continued to disappoint on operating margin as customers were scrutinizing service budgets. In the Information Technology sector, the Fund did not own top performing companies Cloudflare and Seagate Technology. Among stocks held in the Fund, software company Elastic (-15.7%) was the primary detractor, as revenue generation lagged expectations.

Markets remain intensely focused on whether the unprecedented AI-led valuation surge is sustainable, with history suggesting caution. Fiscal spending, fintech productivity, and resilient consumer demand are pushing growth expectations higher, but trade and inflation uncertainty leaves significant room for surprises. We continue to see opportunities in equity markets and expect favorable returns to companies that can effectively navigate the uncertainty and deliver unexpectedly good earnings.

How has the Fund performed over the last ten years?

Total Return Based on \$10,000 Investment



Average Annual Total Returns

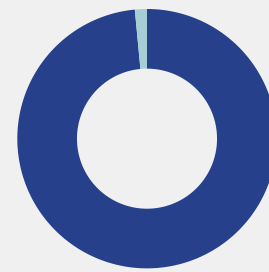
	1 Year	5 Years	10 Years
Cantor Fitzgerald Equity Opportunity Fund			
Without Load	20.22%	11.76%	9.35%
With Load	15.11%	10.80%	8.88%
MSCI USA Mid Cap Index	8.14%	11.86%	11.03%
S&P 500® Index	17.60%	16.47%	15.30%

The Fund's past performance is not a good predictor of how the Fund will perform in the future. The graph and table do not reflect the deduction of taxes that a shareholder would pay on fund distributions or redemption of fund shares.

Fund Statistics

Net Assets	\$76,096,257
Number of Portfolio Holdings	47
Advisory Fee	\$438,799
Portfolio Turnover	17%

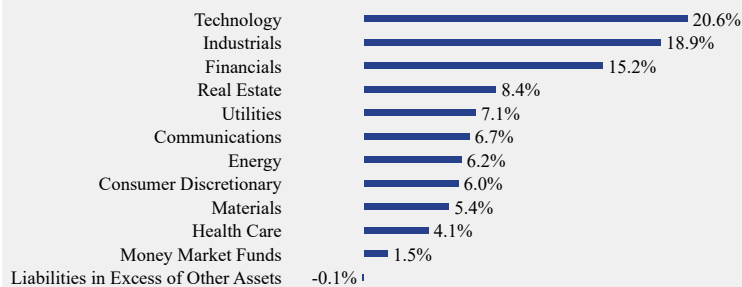
Asset Weighting (% of total investments)



Common Stocks 98.5%
Money Market Funds 1.5%

What did the Fund invest in?

Sector Weighting (% of net assets)



Top 10 Holdings (% of net assets)

Holding Name	% of Net Assets
Arista Networks, Inc.	4.0%
Coherent Corp.	3.9%
ROBLOX Corporation - Class A	3.8%
Adtalem Global Education, Inc.	3.8%
Cadence Design Systems, Inc.	3.7%
WEC Energy Group, Inc.	3.5%
Barrick Mining Corporation	3.4%
Quanta Services, Inc.	3.3%
MetLife, Inc.	3.2%
Cboe Global Markets, Inc.	3.2%

Material Fund Changes

Effective June 27, 2025, the Fund changed its fiscal year end from December 31st to September 30th of each year.



Cantor Fitzgerald Equity Opportunity Fund - Class A (ATGAX)

Annual Shareholder Report - September 30, 2025

Where can I find additional information about the Fund?

Additional information is available on the Fund's website (<https://equityopportunityfund.cantorassetmanagement.com/>), including its:

- Prospectus
- Financial information
- Holdings
- Proxy voting information

TSR-AR 093025-ATGAX